

ANDERSEN "QUILT"

DESIGN RODOLFO DORDONI



Struttura: in legno massello con molleggio garantito da cinghie elastiche ad alta componente di caucciù. Preparazione della struttura, in poliuretano espanso ad alta resilienza composto da numerosi strati di quote differenziate termosensibili.

Tutta la struttura è rivestita con trapuntino di fibra termolegata traspirante accoppiata con tela di cotone bianca anallergica che conferisce morbidezza.

Cuscinatura: imbottitura cuscino seduta in piuma d'oca canalizzata ad alto spessore per conferire grande sofficià al cuscino. Insetto in poliuretano espanso ad alta resilienza, rivestito nella parte superiore con materiale poliuretano "termosensibile".

Cuscini schienale totalmente imbottiti in piuma d'oca canalizzata.

Braccioli rivestiti sul lato interno con trapuntino in piuma d'oca canalizzata che conferisce morbidezza, dando al bracciolo l'aspetto di un cuscino.

La confezione del cuscino di seduta e della fodera vengono realizzati con una leggera e moderna trapuntatura.

Sfoderabilità: il rivestimento è completamente sfoderabile nella versione in tessuto smontando la base perimetrale portante allentando le apposite manopole. Nella versione in pelle il rivestimento è fisso solo per la struttura, mentre è sfoderabile per i cuscini schienale e seduta.

Base: telaio in metallo a sezione rettangolare 30x15 mm, verniciato color peltro con finitura lucida anti-touch. Appoggio a terra tramite piedini in metallo pressofuso verniciato color Peltro, con finitura lucida anti-touch. Scivolante protettivo in Hytrel® (gomma morbida antigraffio).

Structure: in solid wood with suspension provided by high-rubber-content elastic webbing. The structure, is made of many layers of variable-density, temperature-sensitive, high-resilience polyurethane foam.

The entire structure has a breathable heat-bonded quilted fiber cover laminated to a white hypoallergenic cotton fabric which lends softness.

Cushions: thick seat cushion padding in channeled goose down, for increased cushion softness. Resilient polyurethane foam insert, covered - in the upper part - with "thermosensitive" polyurethane material.

Backrest cushions fully padded with channeled goose down.

Armrests covered on internal side with quilted channeled goose down, which results in enhanced softness, thereby making the armrests look like cushions. The seat cushion and cover are made with a light, modern quilt.

Covers: fully removable in the fabric version by taking the external supporting base apart, loosening the knobs. Leather cover of the structure non-removable; removable backrest and seat cushion covers.

Base: metal frame rectangular section, 30x15 mm varnished Pewter colour with polished, anti-touch finish. Die-cast metal feet, Pewter colour varnished with polished, anti-touch finish. Protective glides made of Hytrel® (soft, scratch-proof rubber).

Gestell: Aus massivem Holz mit Federung durch elastische Gurte mit hohem Kautschukinhalt. Aufbereitung der Struktur mit hochdichtem Polyurethanschäum, bestehend aus zahlreichen unterschiedlich dick geschäumten, thermosensiblen Schichten.

Die gesamte Struktur ist mit einem Steppbezug überzogen, aus atmungsaktiver, thermofixierter Faser, kombiniert mit antiallergischem, weißem Baumwolltuch, das Weichheit verleiht.

Kissen: Dickes Sitzkissenpolster aus kanalisierten Gänsedaunen, durch die das Kissen sehr locker wirkt. Einsatz aus hoch kerbzähem, geschäumtem Polyurethan und Oberseitenpolsterung mit "wärmesensiblem" Polyurethanmaterial.

Komplett mit kanalisierten Gänsedaunen gefütterte Rückenlehnenkissen.

Armlehne an der Innenseite mit einem Steppbezug aus kanalisierten Gänsedaunen bezogene Armlehnen, die weich und locker wirken, was der Armlehne das Aussehen eines Kissens verleiht.

Das Sitzkissen und der Bezug werden mit einer leichten, modernen Steppdecke bezogen.

Abziehbarkeit: Nur der Stoffbezug ist abziehbar. Hierzu wird das umlaufende tragende Grundgestell nach vorheriger Lockerung der Kugelgriffe demontiert. Fester Lederbezug nur für das Gestell, die Kissen mit Lederbezug sind abziehbar.

Grundgestell: aus einem Metallrahmen mit rechteckigem Schnitt 30x15 mm und glänzendem zinnfarbigem Finish mit Anti-Fingerprint-Beschichtung. Bodenaufgabe durch Füße aus Metallpressguss, zinnfarbig glanzlackiert mit Anti-Fingerprint-Beschichtung. Gleitschutz aus Hytrel® (weicher, kratzfester Gummi).

Structure : en bois massif avec suspension assurée par des sangles élastiques à haute teneur en caoutchouc. Préparation de la structure en polyuréthane expansé à haute résilience, constitué de nombreuses couches thermosensibles à densité différenciée. Toute la structure est recouverte d'un édredon en fibre thermoliée respirante, doublé de toile de coton blanc anallergique qui en augmente la souplesse.

Coussins : le rembourrage du coussin d'assise en plumes d'oie à secteurs à haute épaisseur confère une grande souplesse au coussin.

Élément en polyuréthane expansé à haute résilience, revêtu dans la partie supérieure avec un matériau polyuréthane "thermosensible".

Les coussins du dossier sont entièrement rembourrés en plumes d'oie à secteurs.

Le côté intérieur des accoudoirs est matelassé en plumes d'oie à secteurs pour plus de douceur et de moelleux, ce qui les transforment en de véritables coussins.

La confection du coussin d'assise et celle de la doublure sont réalisées avec un léger matelassage moderne.


Déhoussage : revêtement entièrement déhoussable en tissu après démontage de la base périmétrale porteuse en desserrant les boutons moletés. Revêtement en cuir fixe pour la structure, coussins dossier et d'assise déhoussables.

Base : châssis en métal section rectangulaire 30x15 mm avec finition couleur Étain finition brillante anti-traces. Pieds en métal moulé sous pression, couleur Étain avec finition brillante anti-traces.

Patin de protection en Hytrel® (caoutchouc souple antiéraflure).

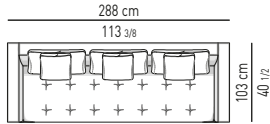
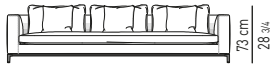
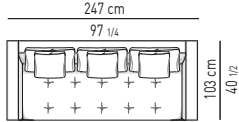
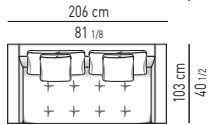
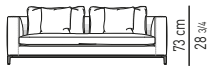
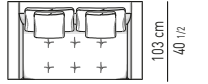
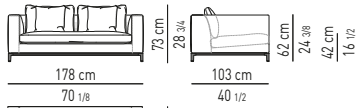
FINITURA BASE BASE FINISH

METALLO METAL

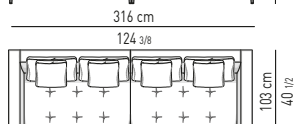


PELTRO LUCIDO
POLISHED PEWTER

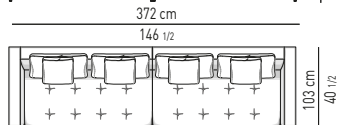
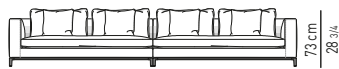
DIVANI SOFAS



DIVANI COMPOSTI COMPOSED SOFAS

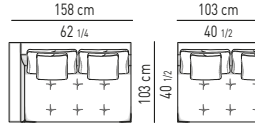


Divano composto da elemento terminale sx e dx cm 158
Arrangement made up of element with armrest sx and dx cm 158



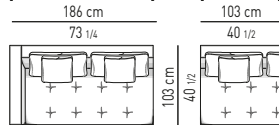
Divano composto da elemento terminale sx e dx cm 186
Arrangement made up of element with armrest sx and dx cm 186

ELEMENTI TERMINALI ELEMENTS WITH 1 ARMREST



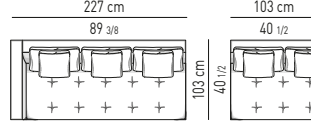
SX

DX



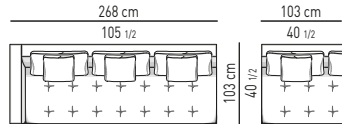
SX

DX



SX

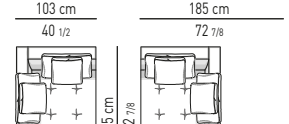
DX



SX

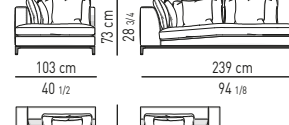

DX

DIVANI ANGOLARI PENISOLA OPEN-END CORNER SOFAS



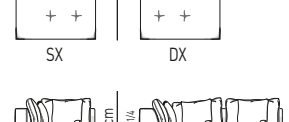
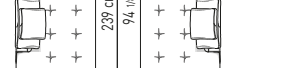
SX

DX



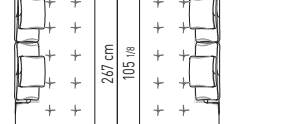
SX

DX



SX

DX

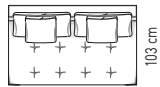
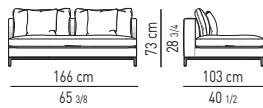
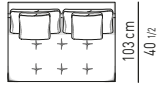
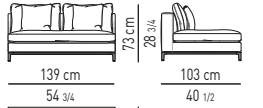


SX

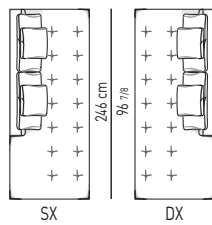
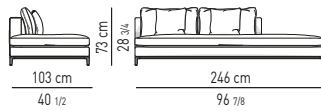
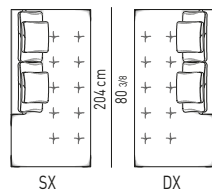
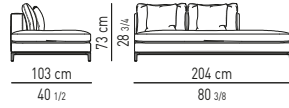
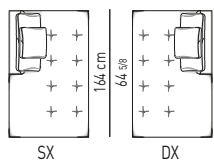
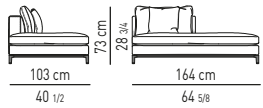
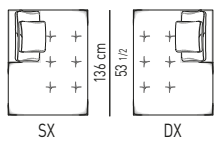
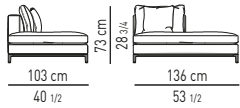
DX

ANDERSEN QUILT "SOFA"

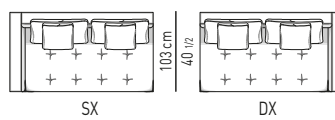
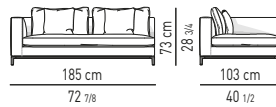
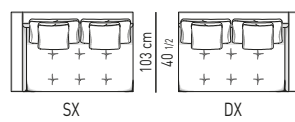
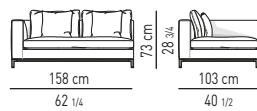
ELEMENTI "SOFA" "SOFA" ELEMENTS



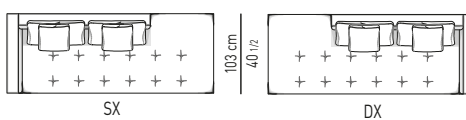
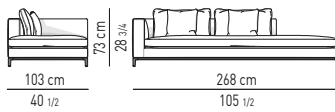
ELEMENTI "SOFA" CON PENISOLA OPEN-END "SOFA" ELEMENTS



ELEMENTI "SOFA" CON 1 BRACCIOLO "SOFA" ELEMENTS WITH 1 ARMREST



ELEMENTO "SOFA" PENISOLA CON 1 BRACCIOLO OPEN-END "SOFA" ELEMENT WITH 1 ARMREST



CUSCINO OPTIONAL "ANDERSEN" "ANDERSEN" OPTIONAL CUSHION

